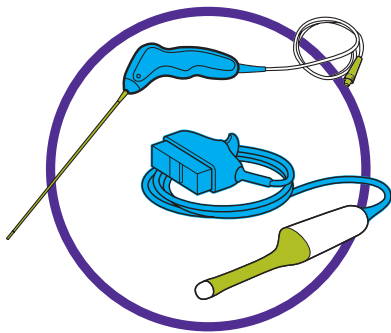



# NOVEL TESTING PROVES TRISTEL CHLORINE DIOXIDE EFFECTIVE AGAINST HPV IN 30 SECONDS

MEYERS, C., MILICI, J., ROBISON, R. (2020) 'THE ABILITY OF TWO CHLORINE DIOXIDE CHEMISTRIES TO INACTIVATE HUMAN PAPILLOMAVIRUS-CONTAMINATED ENDOCAVITARY ULTRASOUND PROBES AND NASENDOSCOPES'. PUBLISHED IN THE JOURNAL OF MEDICAL VIROLOGY. READ THE FULL ARTICLE HERE: [BIT.LY/HPVARTICLE](https://bit.ly/HPVARTICLE)



Tested on nasendoscopes and endocavity ultrasound probes without sheaths



Tested on HPV Types 16 and 18, the cause of 99% of cervical cancers<sup>1</sup> and over 90% of oropharyngeal cancers<sup>2</sup>



Proven effective in a realistic 30-second contact time

## NOT ALL HIGH-LEVEL DISINFECTANTS ARE EFFECTIVE AGAINST HPV!<sup>4</sup>

✓ Chlorine dioxide (ClO<sub>2</sub>)

- ✗ Glutaraldehyde (GTA) (24000 and 34000 ppm)
- ✗ Ortho-phthalaldehyde (OPA) (5500 ppm)
- ✗ Peracetic acid (2500 ppm)



### TRISTEL TRIO WIPES SYSTEM













For the decontamination of non-lumened semi-critical medical devices



### TRISTEL DUO ULT

For endocavity and skin surface ultrasound probe disinfection

# NOT ALL HPV TESTS ARE PERFORMED EQUALLY

DISINFECTANT CHEMISTRY	PUBLISHED SCIENTIFIC EVIDENCE SHOWING EFFICACY AGAINST HPV?	HOW WAS IT TESTED?	CONTACT TIME TO DESTROY HPV
<b>TRISTEL CHLORINE DIOXIDE (TRIO AND DUO)</b> <sup>5,6,7</sup>		<b>WORST-CASE SCENARIO</b> NASENOSCOPES & ENDOCAVITY ULTRASOUND PROBES WITHOUT SHEATHS	
<b>ULTRAVIOLET C (UV-C)</b> <sup>8,9</sup>		<b>SHEATHED PROBE &amp; CARRIER</b>	
<b>HYDROGEN PEROXIDE</b> <sup>10</sup>		<b>CARRIER</b>	
<b>QUATERNARY AMMONIUM COMPOUND-BASED THREE WIPE SYSTEM</b>			
<b>OTHER SURFACE WIPES</b>			

**References.**

- Bermen and Schiller (2017) 'Human Papillomavirus in Cervical Cancer and Oropharyngeal Cancer: One Cause, Two Diseases', *Cancer*, 123(12):2219-2229.
- Marur, S., D'Souza, G., Westra, W. H., & Forastiere, A. A. (2010) 'HPV-associated head and neck cancer: a virus-related cancer epidemic' *Lancet Oncology*, vol. 11, no.8, pp. 781-789 [Online] DOI:10.1016/S1470-2045(10)70017-6
- Medicines & Healthcare products Regulatory Agency (MHRA) (2015) 'Managing Medical Devices. Guidance for healthcare and social services organisations'. Available online at: [https://assets.publishing.service.gov.uk/government/uploads/system/uploads/attachment\\_data/file/421028/Managing\\_medical\\_devices\\_-\\_Apr\\_2015.pdf](https://assets.publishing.service.gov.uk/government/uploads/system/uploads/attachment_data/file/421028/Managing_medical_devices_-_Apr_2015.pdf) (Accessed 23/01/2020)
- Meyers et al. (2014) 'Susceptibility of high-risk human papillomavirus type 16 to clinical disinfectants', *Journal of Antimicrobial Chemotherapy*, vol. 69, pp. 1546-1550 [Online] DOI: 10.1093/jac/dku006
- Meyers et al. (2020). 'The ability of two chlorine dioxide chemistries to inactivate human papillomavirus-contaminated endocavity ultrasound probes and nasendoscopes', *Journal of Medical Virology*, 1-5.
- Ma et al. (2013) 'Transvaginal ultrasound probe contamination by the human papillomavirus in the emergency department', *Emerging Medicine Journal*, 30(6):472-5.
- Ma et al. (2014) High level disinfection reduces HPV contamination of transvaginal sonography probes in the emergency department [Online]. Available at <https://emj.bmj.com/content/30/6/472.responses#high-level-disinfection-reduces-hpv-contamination-of-transvaginal-sonography-probes-in-the-emergency-department> (Accessed 27 January 2020)
- Meyers et al. (2017), 'UVC radiation as an effective disinfectant method to inactivate human papillomavirus', *PLoS ONE*, 12(10): e0187377.
- Pichon, Leball-Carval, Billaud, Lina, Gaucherand and Mekki (2019). Decontamination of Intravaginal Probes Infected by Human Papillomavirus (HPV) Using UV-C Decontamination System. *Journal of Clinical Medicine*, 8 (11), p.1776.
- Ryndock et al. (2016), 'Susceptibility of HPV16 and 18 to High Level Disinfectants Indicated for Semi-Critical Ultrasound Probes', *Journal of Medical Virology*, 88: 1076-1080.

**Tristel**<sup>TM</sup>  
WE HAVE CHEMISTRY.

**Created by:** Tristel Solutions Limited, Lynx Business Park, Cambs, UK, CB8 7NY  
T +44 (0) 1638 721500 - E [mail@tristel.com](mailto:mail@tristel.com) - W [www.tristel.com](http://www.tristel.com)

**Hong Kong & Taiwan:** Tristel Asia Limited, 21st Floor, 168 Electric Road, Hong Kong  
T +852 2895 6968 - F +852 2869 4388 - E [customerservicehk@tristel.com](mailto:customerservicehk@tristel.com)